

TOXYPOINT PRODUCT SUBMITTAL

ORDERING INFORMATION

TP1-M

ToxyPoint disposable, 2-wire 4-20 mA CO transmitter

ToxyPoint - SPECIFICATIONS

Power requirements	10-28 Vdc (24 Vdc nominal) 50 mA minimum (with no alarm outputs) Maximum: 24 mA @ 24 Vdc Nominal: 4 mA @ 24 Vdc
Loop resistance:	650 Ohms maximum
Temperature range:	0°C - 50 °C (32°F-122 °F)
Humidity range:	15 to 90% RH non-condensing
Detection technology	Electrochemical
Detection range:	0-500 ppm
Standard outputs:	O/P1 and O/P 2: 0.25 mA max @ 24 Vdc
Alarm setpoints:	Low: 35 ppm High: 200 ppm
Output current:	Normal operation: 4-20 mA, Fault: 2 mA signal, Sensor expired: 2 mA signal, Over range: 24 mA signal (maximum)
Cable gauge:	2-wire 18-24 AWG
Visual indicators (red LED):	Power on: LED on Self-test fail: LED fast blink End-of-life warning: LED slow blink (once every 2 seconds)
Pollution category:	2
Dimensions (HxWxD)	6.5 x 4.5 x 3.5cm (2.56 x 1.75" x 1.36")
Weight	38 g (1.34 oz)
Certifications	IEC No. 61010 (International Electrical Code) ANSI/ISA S82.01 C22.2 No. 1010 (CS EC) CSA File LR80259

INSTALLATION INSTRUCTIONS

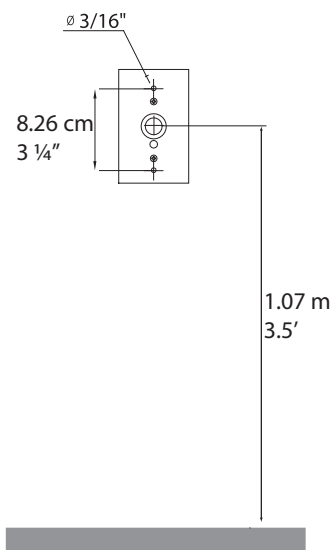
Installation instructions must be strictly followed to ensure the proper functioning of the equipment. Honeywell will not be liable or responsible for any malfunctions or incidents that may occur from improper installation:

- Place each unit in a location that is easily accessible for service.
- Avoid placing units near sources of vibrations.
- Avoid placing units near equipment that emits electromagnetic interference.
- Avoid any location where there are large temperature swings.
- Before installing, verify all local codes, standards or legislation that could impact choice of installation location.

MOUNTING INSTRUCTIONS

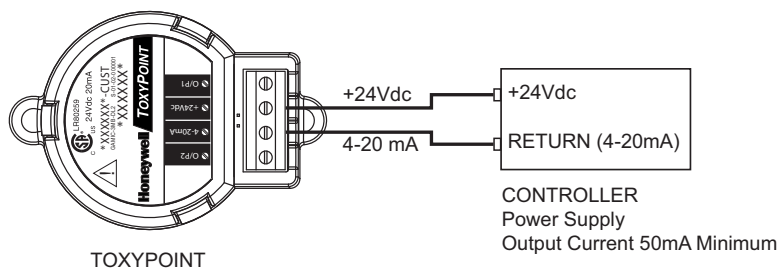
ToxyPoint is mounted in a standard single outlet (gang1) electrical box supplied by the customer. The ToxyPoint Mounting Plate fits boxes mounted in drywall (new construction) or is surface mounted.

The diagram below provides installation and mounting heights.

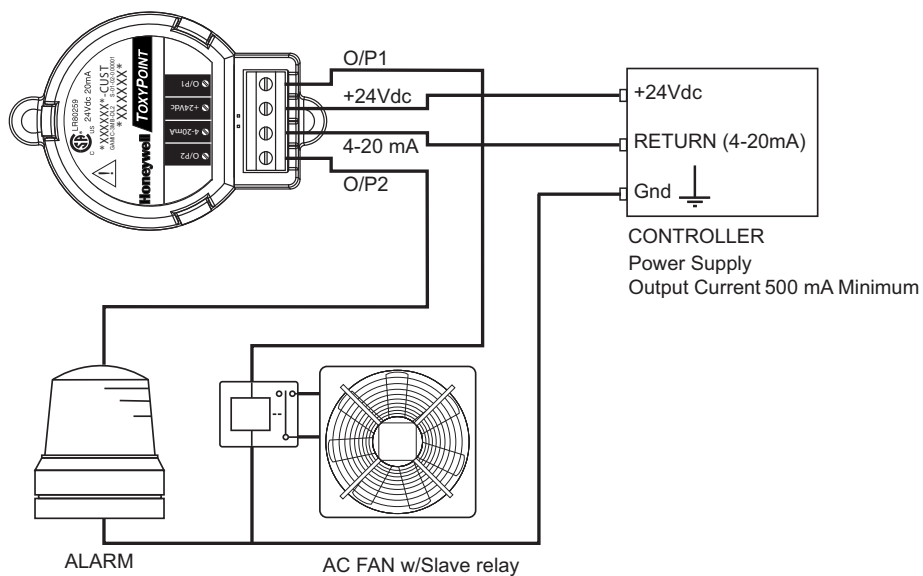


ToxyPoint Wiring Details

2-Wire Installation



Alarm Output Installation



Alarm Outputs: Not to exceed 250mA @ 24VDC

WARRANTY AND LIMITS OF LIABILITY

Honeywell warrants to the original purchaser that its product, and the component parts thereof, will be free from defects in workmanship and materials for a period of two years from the date of purchase. Honeywell will, without any charge and at its option, repair or replace defective products or components upon their delivery to its Repair and Service Department. This warranty does not apply in the event of misuse or abuse of the product, or as a result of unauthorized alterations or repairs. Honeywell shall not be liable for any consequential damages, including, without limitation, damages resulting from loss of use. Every precaution for accuracy has been taken in the preparation of this document. However, Honeywell assumes neither responsibility for any omissions or errors that may appear, nor liability for any damages that may result from the use of the products in accordance with the information contained in this document.

To obtain warranty service, return the product, along with a complete description of the defect, transportation prepaid. Honeywell assumes no risk for damage in transit. Following warranty repair, the product will be returned to the buyer, transportation prepaid.