VASQN8-8 DETAILS

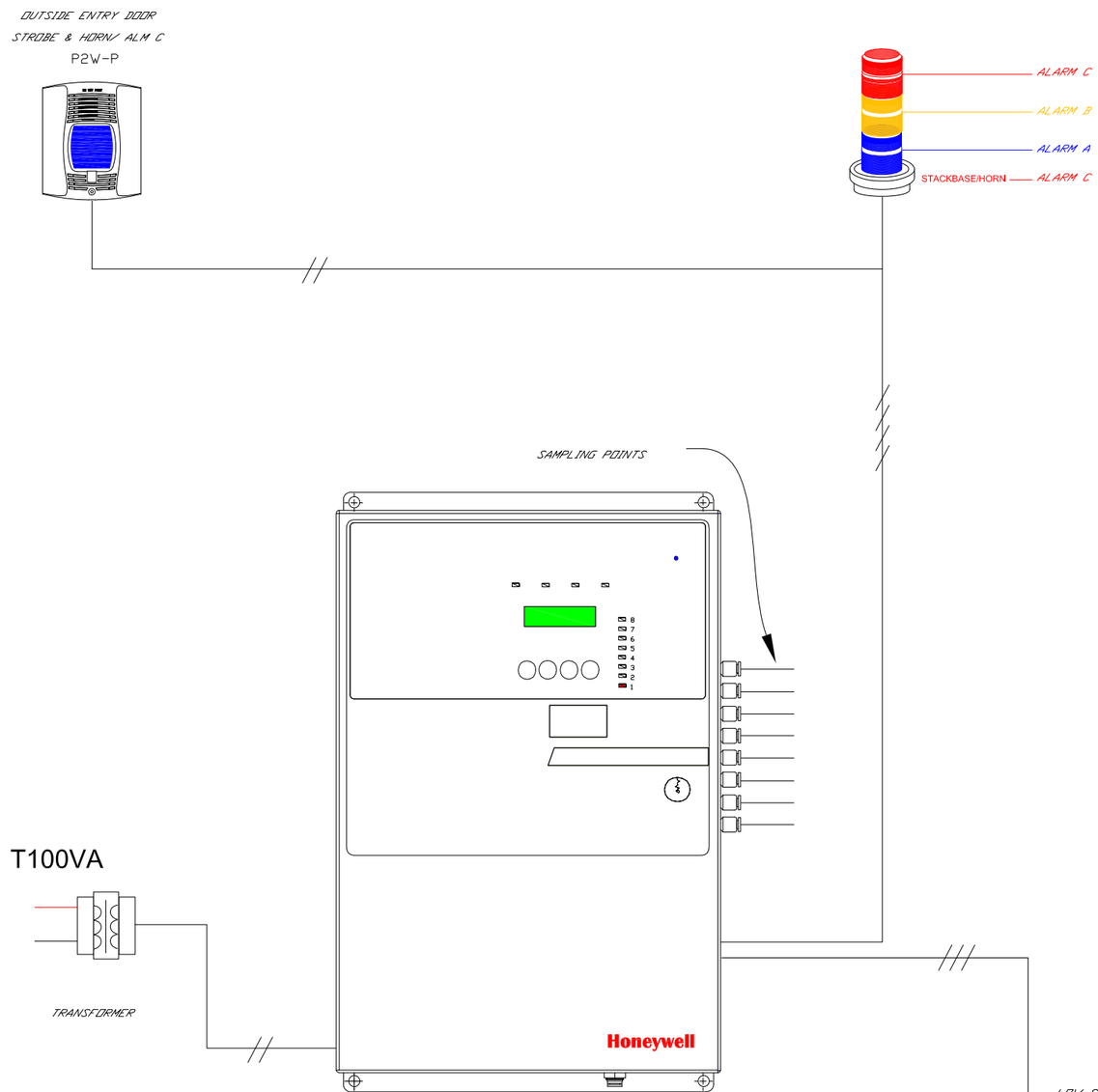

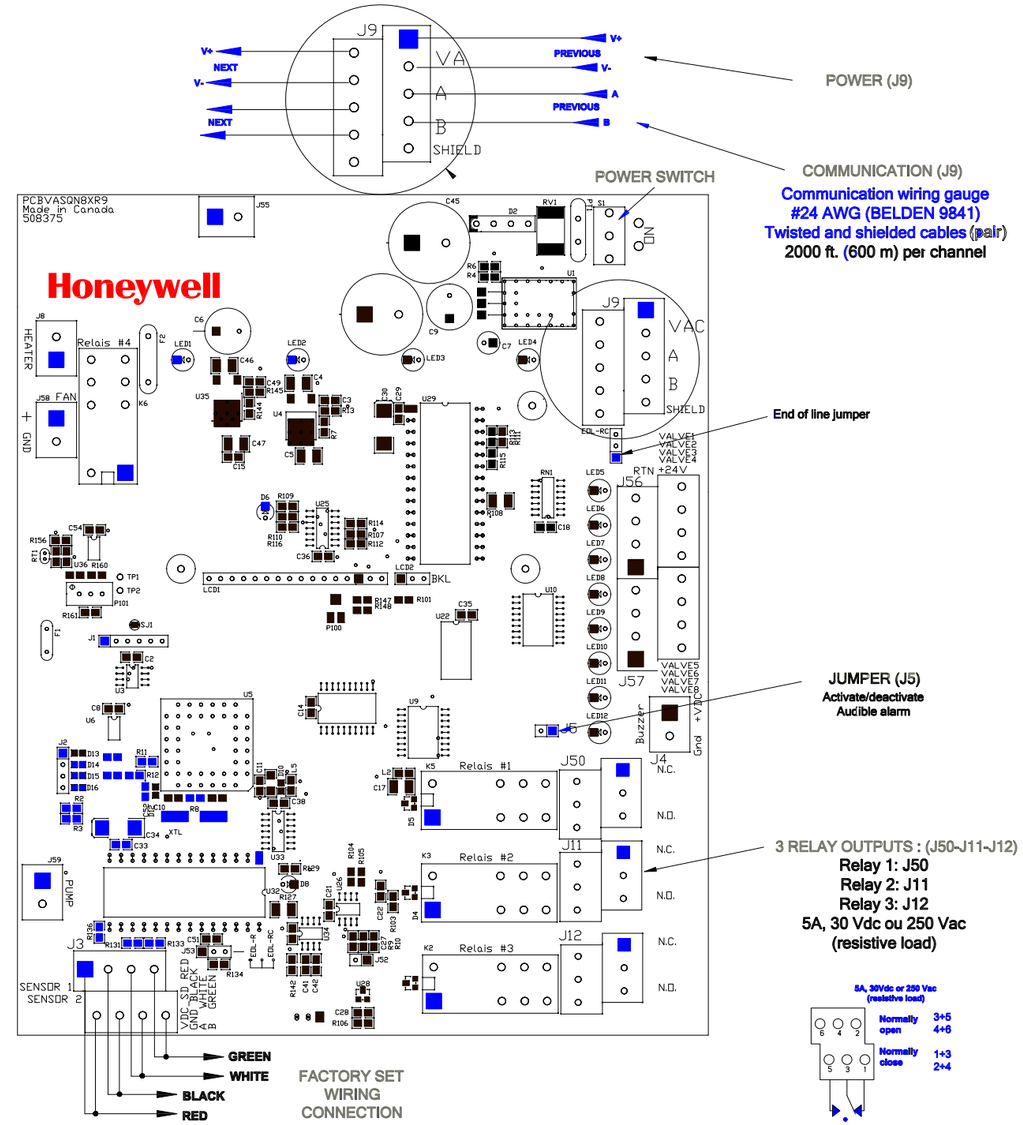

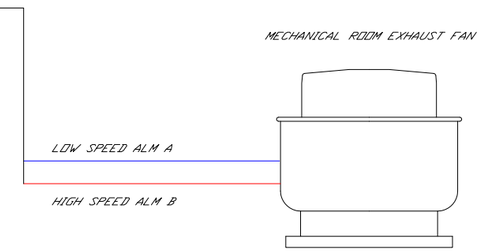

See the wiring details on the sheets included.
Consult the user guide for complete information.
The Honeywell products must be easy to access for maintenance.

Type of gas:	R-134A				
Alarm level A	100 PPM				
Alarm level B	500 PPM				
Alarm level C	900 PPM				

VASQNA	
relay 1:	ALARM LEVEL A
relay 2:	ALARM LEVEL B
relay 3:	FAULT

Wiring VA301C

Channel	Wire gage	Distance (ft)
1	14 AWG	1000
2	14 AWG	1000
3	14 AWG	1000

Communication Wire Gauge: 24-2 AWG (Genesis)
Twisted and shielded cable 2000 feet (600 m) per channel
NOTE: CONDUIT ENTRIES ARE LOCATED
AT THE BOTTOM OF THE ENCLOSURES.

Honeywell

Project:	VASQN8-8
Client:	
Drawing number:	
Rev.	Date: APRIL 04, 2011
Drawn by: SJI	
# Command: N/A	Page: (1/1)

Honeywell Analytics, Inc.
4005 Matte, Local G,
Brossard, Quebec, J4Y 2P4
Tel: 1-800-563-2967
Fax: 1-888-967-9938
www.honeywellanalytics.com